

Final Impedance Budget of the ALBA Storage Ring

T.F. Günzel
ESLS, Trieste 2010
25th-26th November

Outline:

Longitudinal $\frac{Z}{n}$ budget

Longitudinal resonances

Global approach of transverse impedance

- Resistive wall impedance (RW)
 - Effect of multi-layer chambers
 - Budget and thresholds
- Geometrical (broadband) impedance
- TMC-instability
- Head-Tail instability

Conclusions

Longitudinal $\frac{Z}{n}$ budget

The main risk is that the onset of the microwave instability enhances the energy spread.

Potential well distortion below the onset of the microwave instability normally is not a problem since longer bunches and created synchrotron spread can even stabilize (other instabilities) the beam.

For bunched beam the Boussard-criterion has to be used which has according to A.Chao's book the following form:

$$\left| \frac{Z}{n} \right| \leq \sqrt{\frac{\pi}{2}} \frac{Z_0}{Nr_e} \gamma \alpha \sigma_z \sigma_E^2 = 873 m\Omega$$

for homogeneous filling at 400mA (=0.89mA/bunch)

Longitudinal $\frac{Z}{n}$ budget con't



universal and strict application of the same criterion:

$$\left| \sum \frac{Z}{n} \right| \leq \sum \left| \frac{Z}{n} \right| \quad \left| \sum \frac{Z}{n} \right|_{\text{eff}} \leq \sum \left| \frac{Z}{n} \right|_{\text{eff}} \leq 873 m\Omega$$

the contributions:

- vacuum chamber elements
 - determination of sets of (f_r, R_s, Q_r) by a fit of several resonators to the impedance spectrum. Computation of $|Z/n|_{\text{eff}}$
- RF-cavity
 - fit of a $Z/n^{3/2}$ function to the spectrum
- long. reduced RW-impedance
 - Analytical computation of $|Z/n|_{\text{eff}}$ from the geometrical parameters of the different low-gap and standard chambers.

Longitudinal $\frac{Z}{n}$ budget con't



constellation	RW	different vacuum elements	cavities	total
virgin machine(VM)	181.2	145.8	685.20	1012.2
VM+wiggler chamber	180.5	149.6	685.20	1015.3
VM+wiggler+3NEG/Al	179.5	160.5	685.20	1025.2
VM+wigg+3invacs	180.2	163.3	685.20	1028.7
VM+wigg+3invacs+3NEG/Al	179.3	175.2	685.20	1039.7

Installation of NEG/Al-chambers respectively in-vacuum undulators does not increase the RW-part of $|Z/n|$. Better conductivity cancels out more narrow chamber.

the BBR-part of $|Z/n|$ only increases moderately with more low-gap chambers.

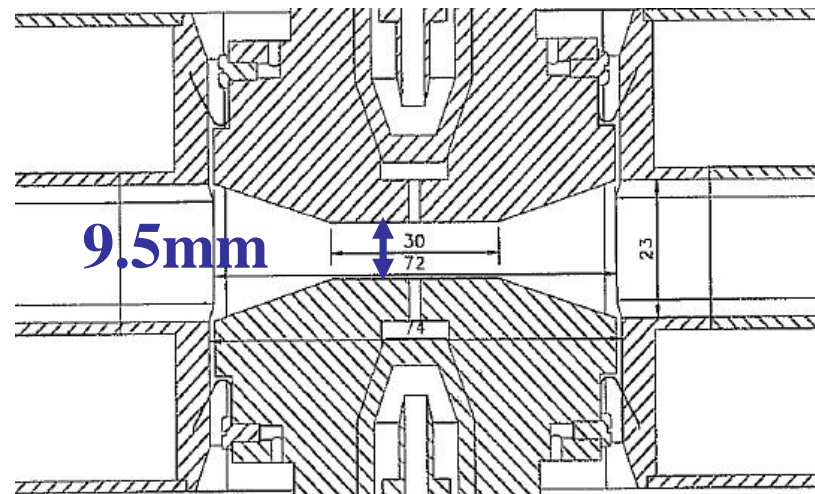
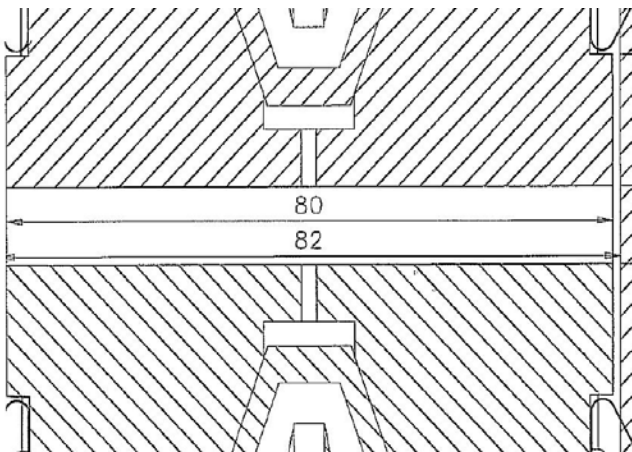
The cavities provide the largest contribution but also the most uncertain one. The integral over $|Z/n|$ has to be cut off somewhere before the its lower border reaches 0. Worst case was assumed.

the threshold of the Boussard-criterion is slightly exceeded partly due to its more strict interpretation. Tracking simulations have shown that in general the onset of the MW-instability is typically much higher than the one given by Boussard.

Resonance behaviour study of longitudinal beam stability

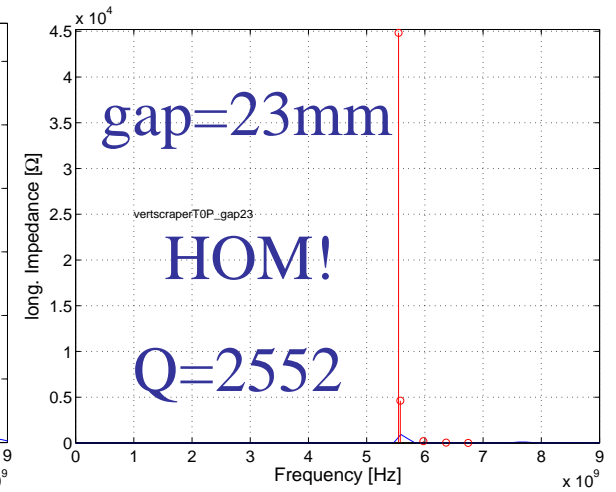
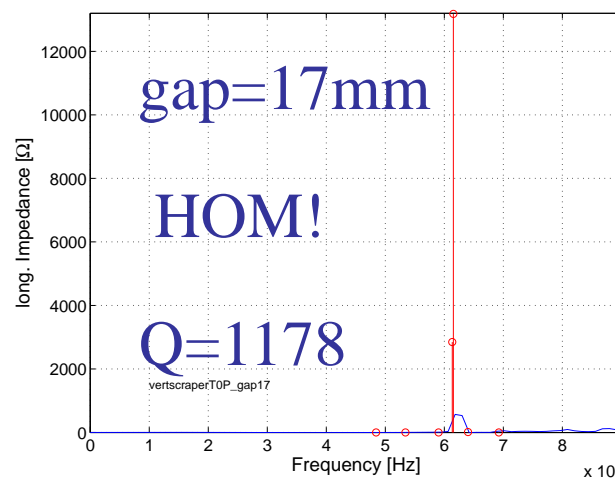
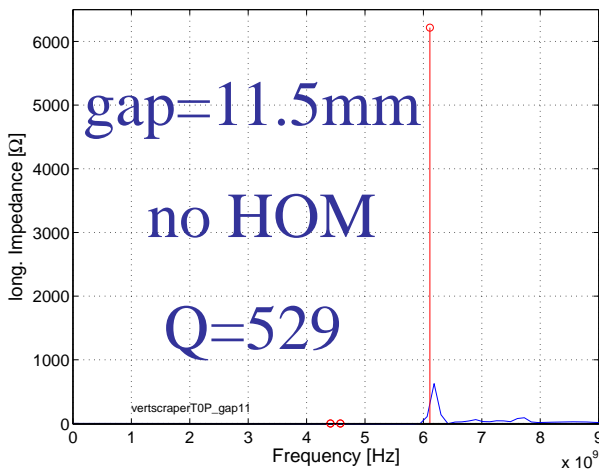
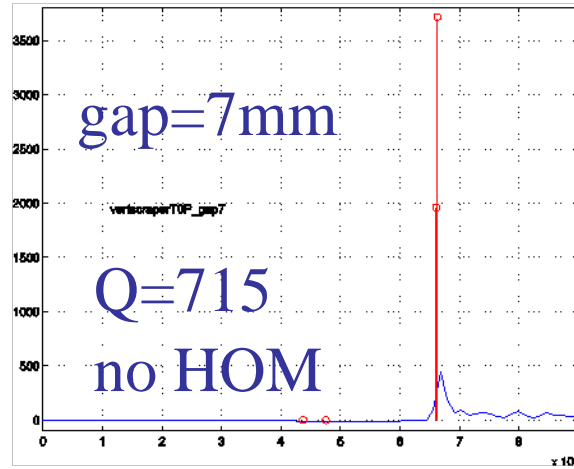
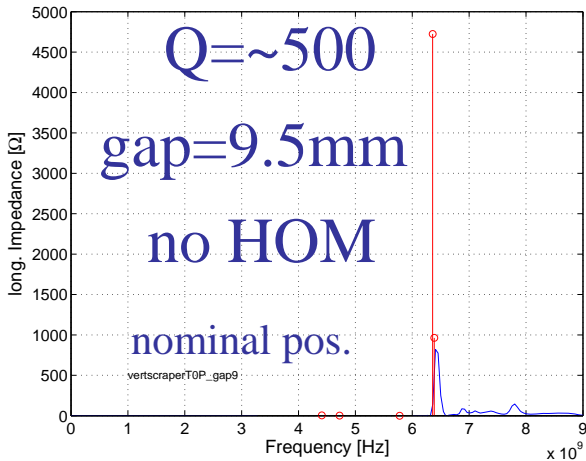
About 2/3 of all elements have been examined on possible generation of dangerous HOMs.

Example: vertical scraper (nominal $9.5 \times 80\text{mm}^2$)



Resonance behaviour

Overlay of long. Impedance(t-domain) and eigenmodes(f-domain)

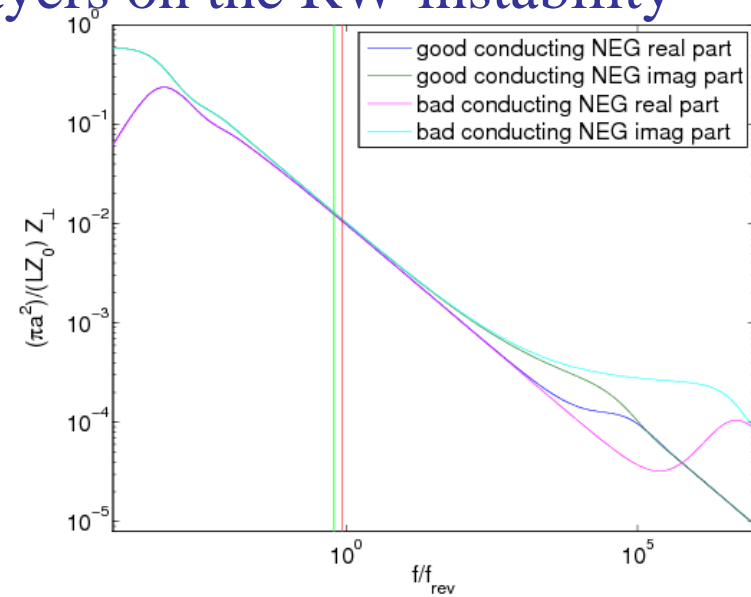
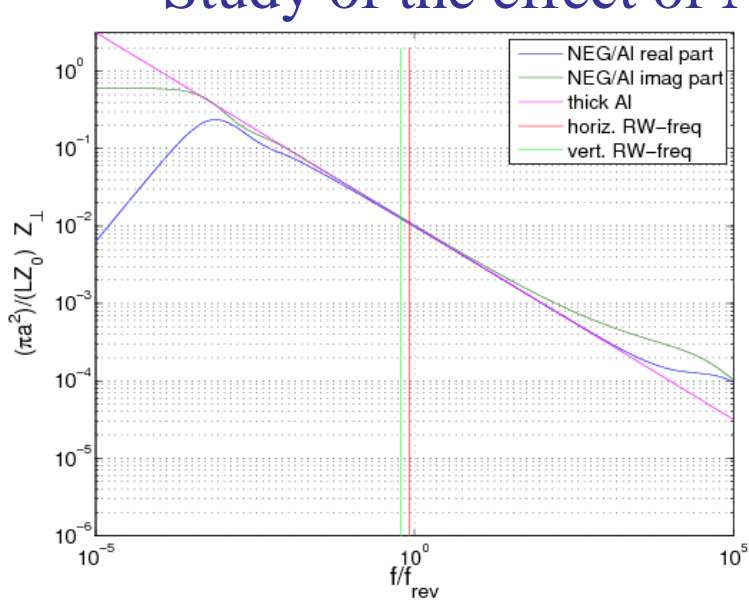


the scraper in withdrawn state can generate a HOM, in normal position no.

Effects of multi-layer chambers on the transverse impedance

NEG-coated Al-chambers

Study of the effect of NEG-layers on the RW-instability



according to Burov, Lebedev EPAC'02, Paris, p.1452

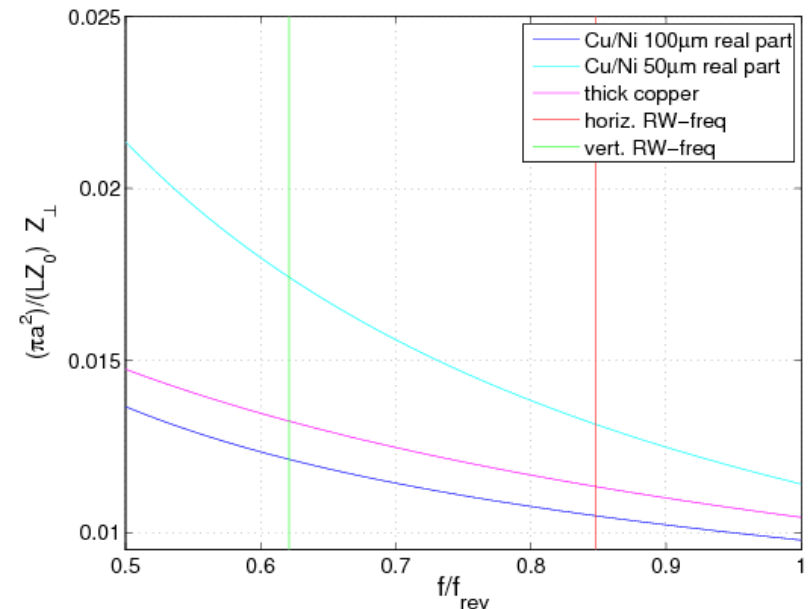
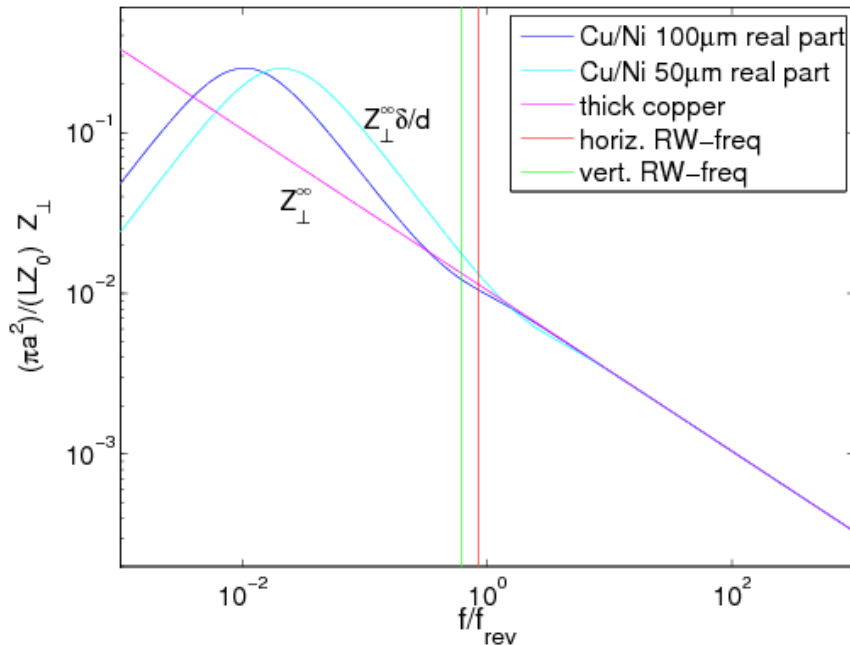
NEG only increases impedance at relative high frequency
only relevant for single bunch effects like TMCI, HT etc.

Furthermore, low conducting NEG
only has effect on high frequencies
no effect at the excitation freq. of RW

Possible effects of surface roughness have not been studied yet, but will be done if necessary.

Metal sheets covering the jaws of the in-vacuum undulator

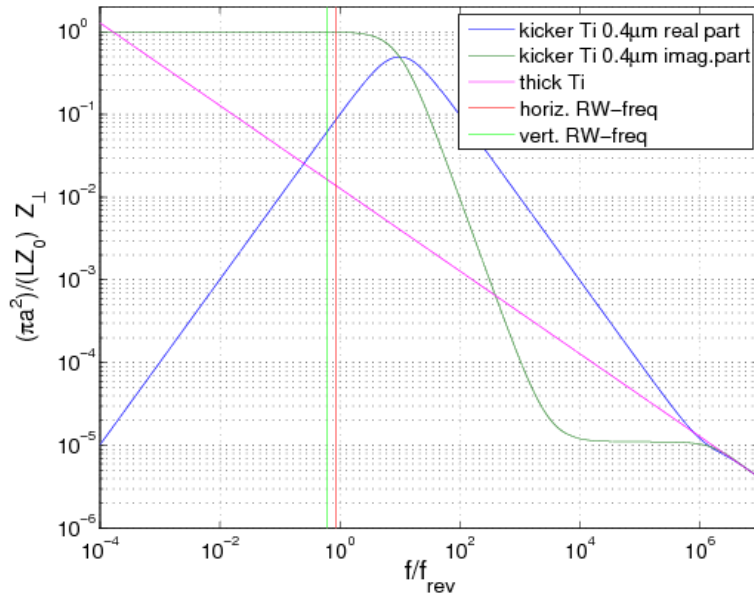
Model of its transverse impedance given by Cu/Ni-layer in air
the impedance' real part of a single layer on a magnet and in air have very similar values



according to Burov, Lebedev EPAC'02, Paris, p.1452

Originally 50 μ sheets were foreseen, finally they will be 100 μ thick for the benefit of the beam stability.

ceramic kicker chamber with 400nm Titanium cover



according to Danilov, Henderson, Burov, Lebedev EPAC'02, p.1464

other descriptions, for instance the one of Piwinski
(PAC'77, p.1364) predict lower values at the RW-frequencies

To the contrary of the other multi-layer chambers, the kickers have enhanced impedance' real part at the RW-excitation freq.

Resistive wall transverse impedance budget

thresholds and growth rates of mode $m=0$ at zero chromaticity

constellation	A_V [k $\Omega\sqrt{\text{GHz}}$]	I_{th} [mA]	τ^{-1} [s $^{-1}$]	A_H [k $\Omega\sqrt{\text{GHz}}$]	I_{th} [mA]	τ^{-1} [s $^{-1}$]
virgin machine (VM)	1723.1	38.8	1942.69	626.6	161.4	604.58
VM+wiggler chamber	1734.7	38.6	1955.77	634.3	159.4	612.01
VM+wiggler+3 NEG/Al	1802.3	37.1	2031.99	677.1	149.3	653.30
VM+wigg+3 invacs	1815.6	36.9	2046.98	688.4	146.9	664.21
VM+wigg+3 invacs+3NEG/Al	1883.2	35.5	2123.20	731.2	138.3	705.50

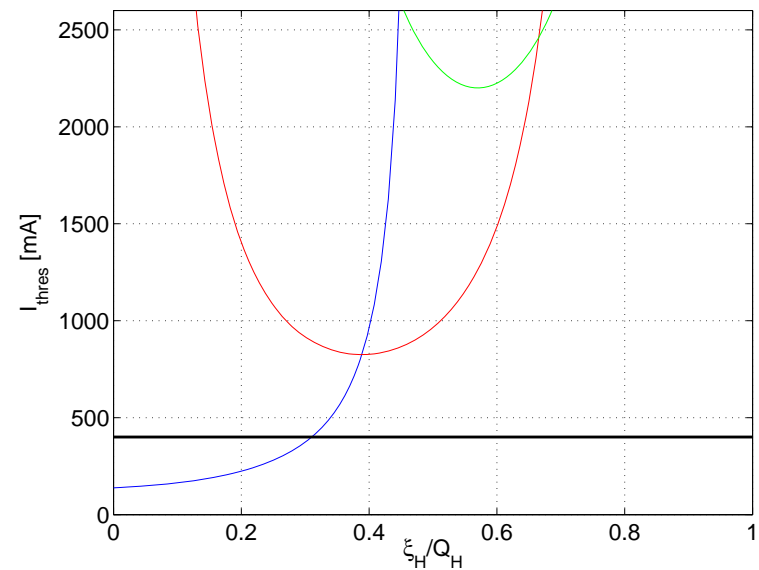
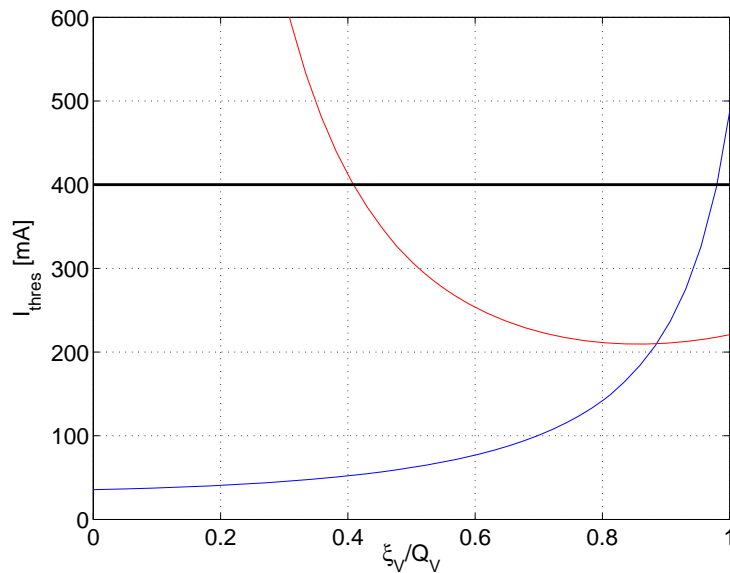
phase I

$$\beta Z_{\perp} = \frac{A_{\perp}}{\sqrt{\omega_0(1-Q_{\perp})}}$$

The increase of RW-impedance is only moderate upon installation of low-gap chambers, the standard beam chamber 14x72mm² of SS makes up the largest part

Resistive wall instability

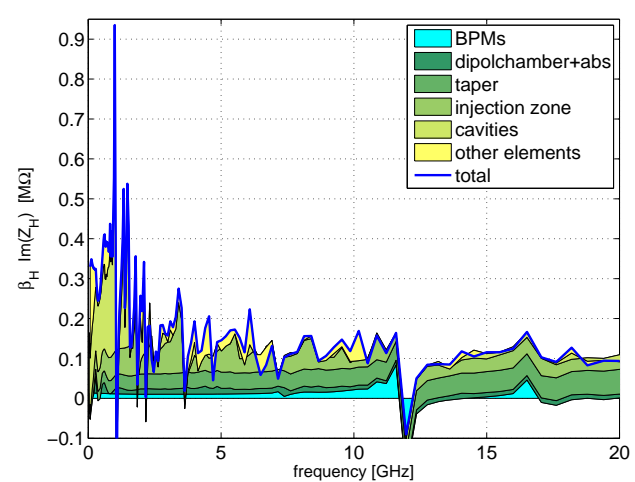
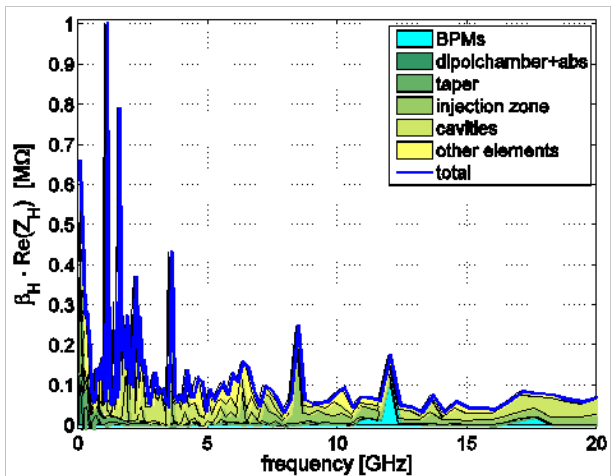
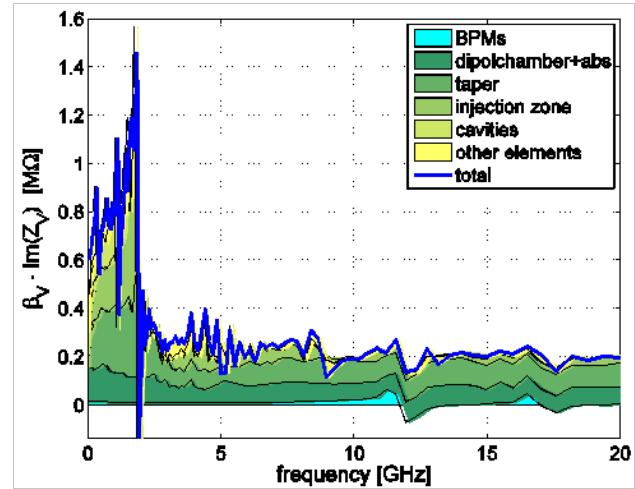
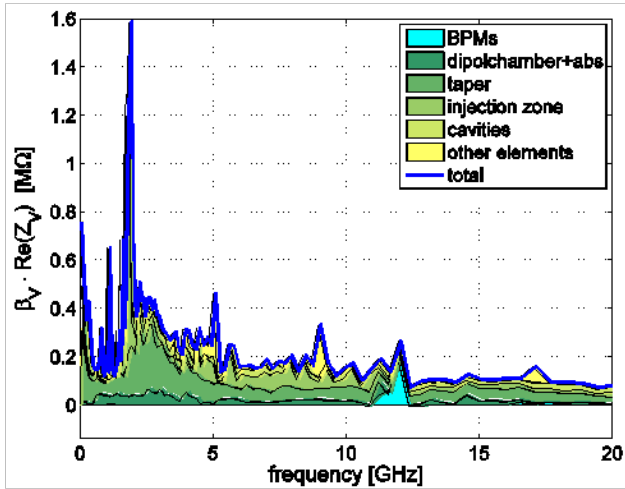
the thresholds as a function of the normalized chromaticity
 calculated with a modified version of ZAP
 phase I constellation



In the vertical plane the threshold is ~ 35.5 mA
 in the horizontal one ~ 138.3 mA.

transverse feedback system will be installed to cure it.

spectra of the broadband impedance phase I



computed with GdfidL(W.Bruns)

TMCI thresholds



Single bunch threshold of TMCI is computed by combining RW-impedance and geometrical impedance. Modified MOSES versions(H.Y.Chin, CERN-TH,1988) were used for this computation where different RW-models (as shown above) were implemented.

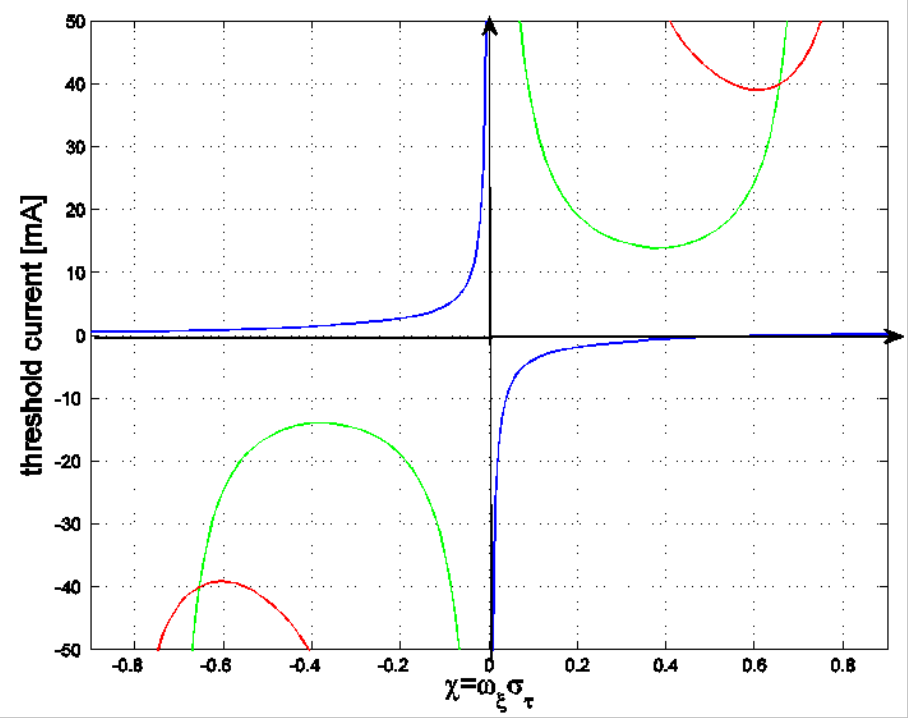
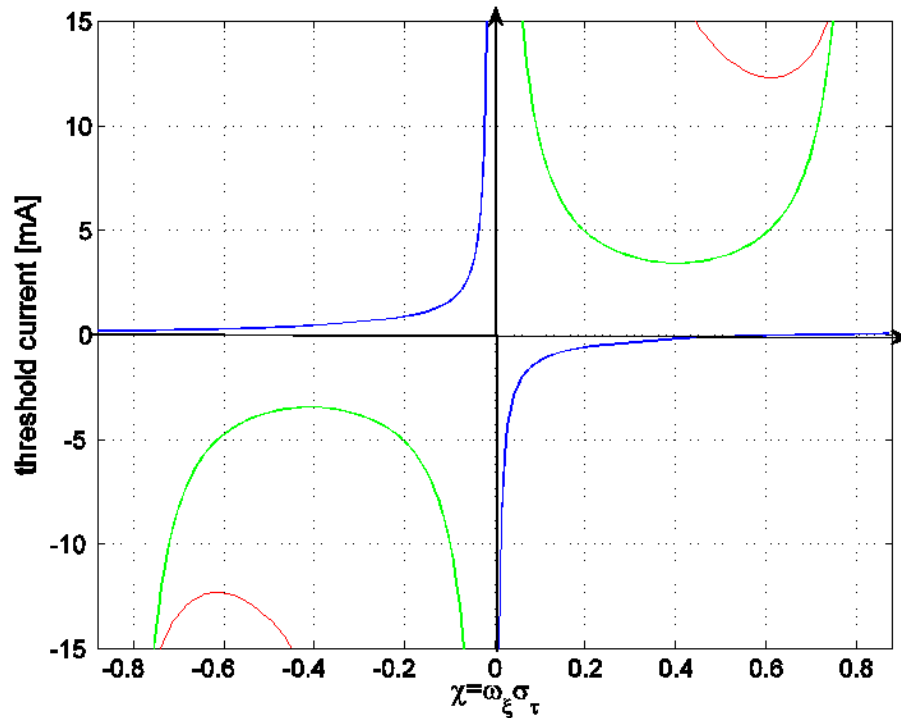
constellation	vertical				horizontal			
	I_{thres} [mA]	I_{geo} [mA]	I_{RW} [mA]	I_{RW} / τ_{RW}	I_{thres} [mA]	I_{geo} [mA]	I_{RW} [mA]	I_{RW} / τ_{RW}
virgin machine(VM)	21.5	73.3	30.42	59.10	48.0	154.2	69.74	365.51
VM+wiggler chamber	21.1	69.6	30.18	59.03	46.8	149.6	68.11	374.55
VM+wiggler+3NEG/Al	19.1	61.8	27.64	56.16	42.8	139.1	61.82	426.81
VM+wigg+3invacs	18.7	51.5	29.36	60.10	42.4	122.4	64.87	441.17
VM+wigg+3invacs+3NEG/Al	17.0	47.1	26.6	56.48	40.1	115.3	61.48	497.73

To see the effect of multi-layer vacuum chambers, measure the ratio of the imaginary to the real part of the RW-contribution to total impedance imaginary part represented by I_{RW}^{TMCI} , real part by growth rate τ of the resistive wall instability

$$\frac{1}{I_{TMCI}} \approx \frac{\frac{1}{I_{geo}^{TMCI}} \text{Im}(\beta_{\perp} Z_{\perp})_{geo}}{4\sqrt{\pi}(\omega_s \sigma_{\tau})(E/e)} + \frac{\frac{1}{I_{RW}^{TMCI}} \text{Im}(\beta_{\perp} Z_{\perp})_{RW}}{4\sqrt{\pi}(\omega_s \sigma_{\tau})(E/e)}$$

Head-Tail instability

transverse impedance budget of phase I (BBR+RW):



no problem at 400mA homogeneous filling

In the vertical plane the threshold is ~ 3.6 mA
in the horizontal one ~ 15 mA.

smaller than the TMCI-thresholds, with Landau damping they might increase.

Conclusions



- The impedance values are much more exact as they were 3years ago
- However, the Z/n -values, in particular of the cavity have still to be improved.
- Search for dangerous long. HOMs in the vacuum system revealed 1 HOM in the outlets of the injection kickers, it's cured by installation of RF-fingers.
- Interesting proposal for the detection of the enhancement of RW-impedance of chamber walls with several layers.
- Some optimisations in the computations of the thresholds can still be done, apart from that we are ready to test the impedance model with beam.